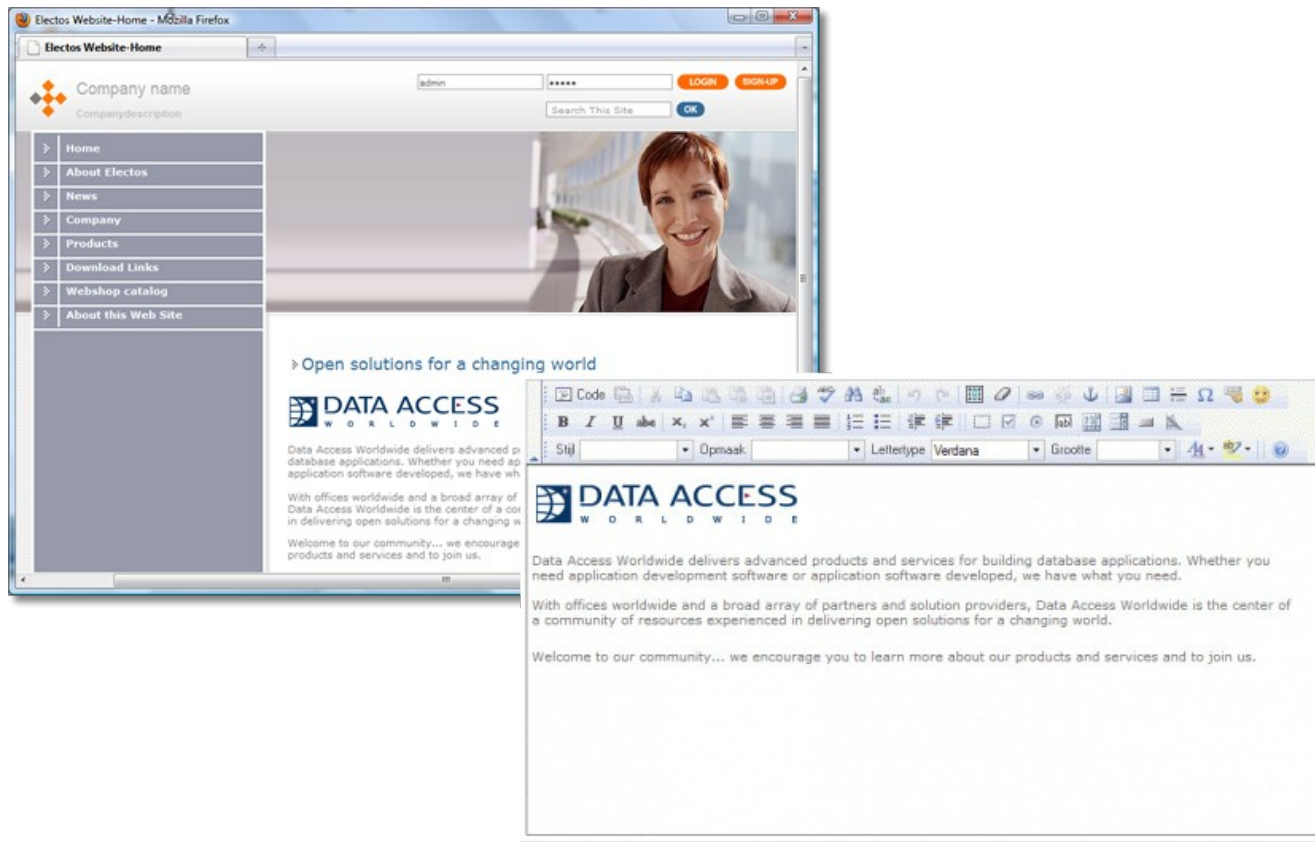


- Electos Setup and Site Building Webinar
 - Web Content Management – Fast & Easy!
 - 3pm GMT, May 19th, 2010



- Quick Electos Overview - What was covered in *Electos for Beginners* webinar
- Resources and Support
- Setting up the Electos Web Content Management System
- Building websites with the Electos Studio using the Electos Quick Start Guide
 - Visit www.Electos.com and click Quick Start Tutorial
- Q & A

What is a Content Management System?



- Wikipedia:

A screenshot of a Mozilla Firefox browser window displaying the Wikipedia article titled "Web content management system". The browser's address bar shows the URL "W Web content management system - ...". The article text defines a Web Content Management System (WCMS) as content management system (CMS) software, implemented as a Web application, for creating and managing HTML content. It describes the software's purpose, its use in managing a large collection of Web material, and its various functions like content creation, control, and editing. The article also mentions that most systems use a database to store content and metadata, and that a presentation layer displays content to visitors based on a set of templates. It notes that administration is typically done through browser-based interfaces, but some systems require a fat client. The article concludes by stating that unlike Web-site builders, a WCMS allows non-technical users to make changes to a website with little training. A table of contents is visible, listing sections such as "1 Capabilities of a Content Management System", "2 Types", "3 History", "4 See also", and "5 References". The article is in English, as indicated by the "languages" section on the left sidebar.

- Wikipedia - *Definition Key Points:*

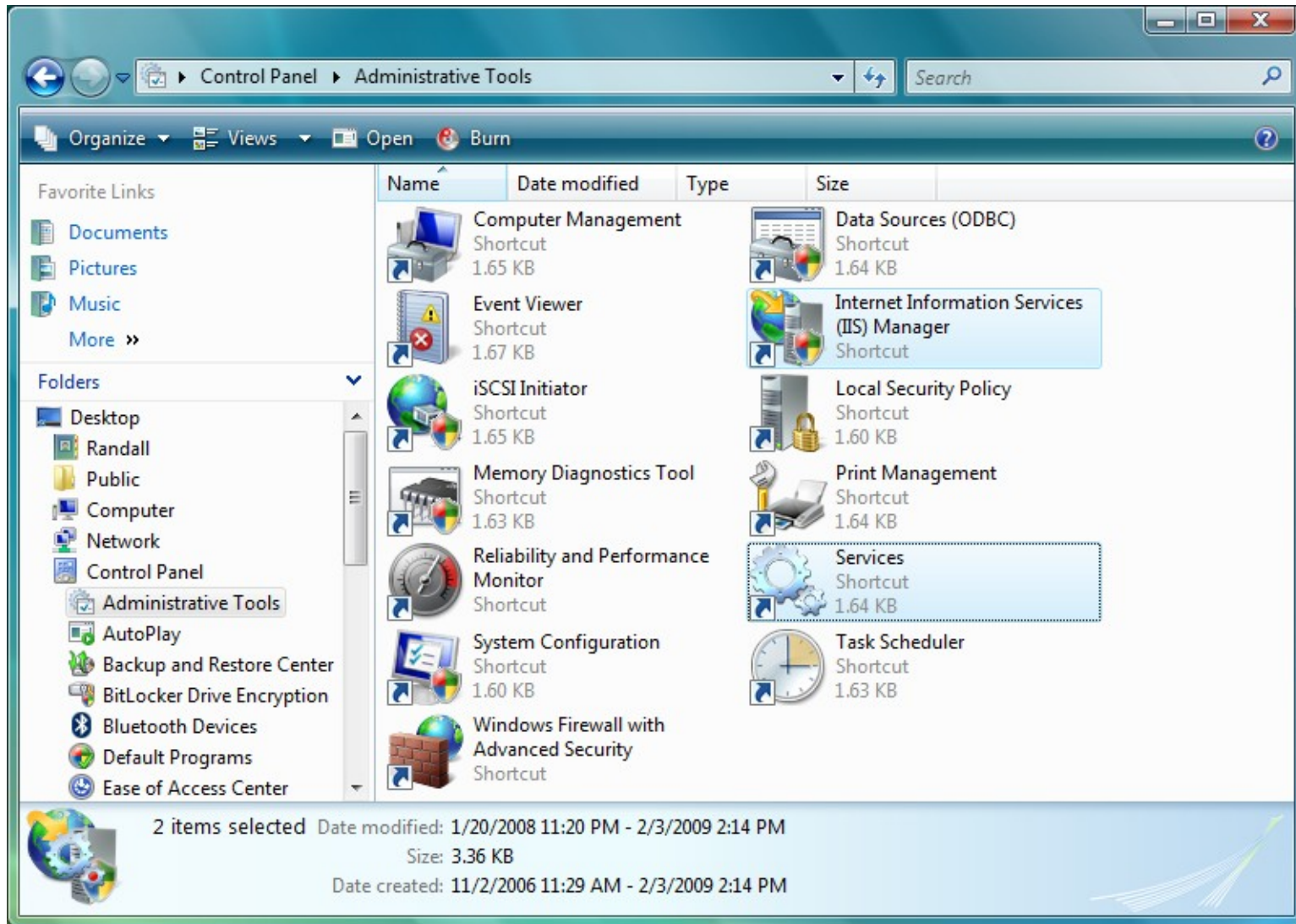
A **Web Content Management System** (WCM, WCMS or Web CMS) is **content management system** (CMS) software, implemented as a **Web application**, for creating and managing **HTML** content.

It is used to manage and control a large, dynamic collection of Web material (HTML documents and their associated images).

A CMS facilitates **content** creation, content control, editing, and essential Web maintenance functions.

- Wikipedia - *Definition Key Points:*
 - The software provides authoring (and other) tools designed to allow users with little knowledge of **programming languages** or **markup languages** to create and manage content with relative ease.
 - Most systems use a **database** to store content, **metadata**, or artifacts that might be needed by the system.
 - A presentation layer displays the content to Web-site visitors based on a set of **templates**.

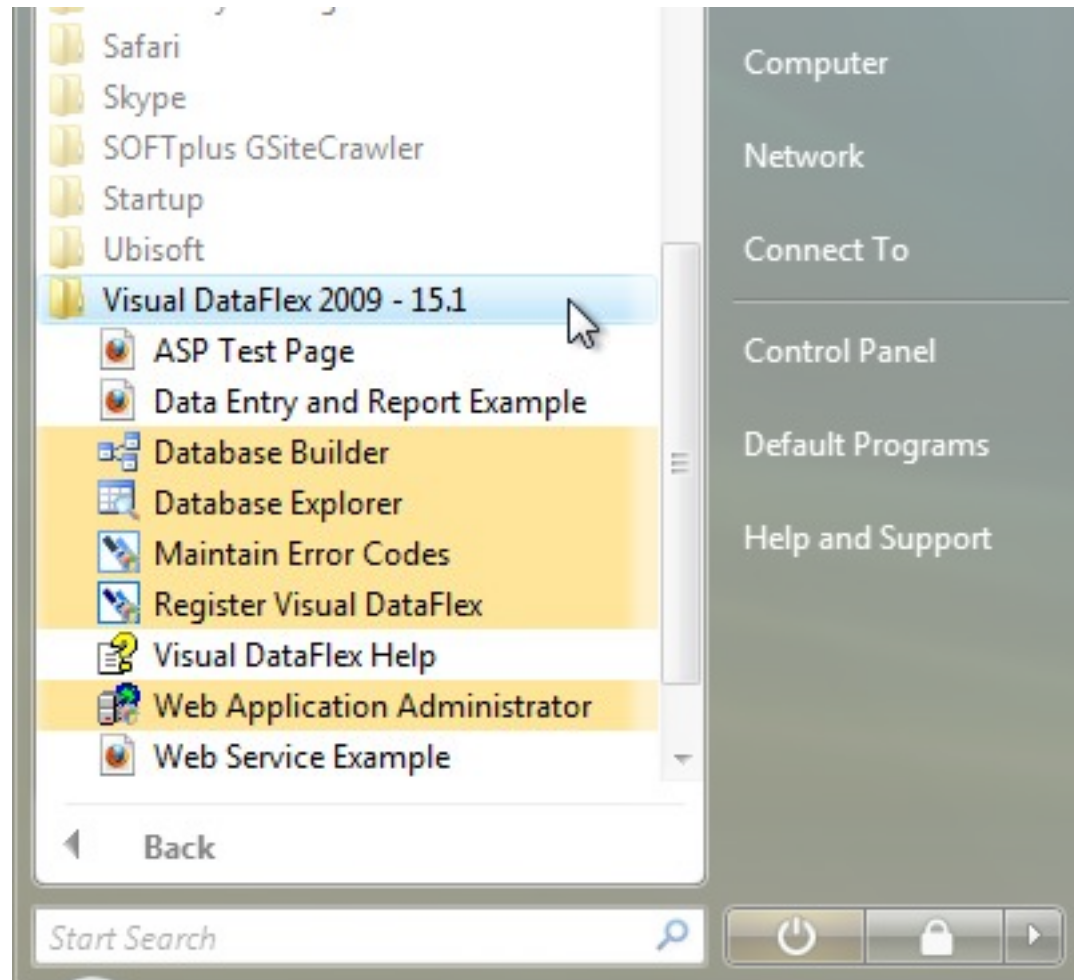
- Two “engines” needed to publish an Electos website on the Internet
 - Microsoft Internet Information Services
 - Visual DataFlex Web Application Server
 - Work in conjunction via “Active Server Pages” or .asp pages



- Microsoft Internet Information Services (IIS) is a web server application and set of feature extension modules created by Microsoft for use with Microsoft Windows.
- The protocols supported in IIS 7 include: FTP, FTPS, SMTP, NNTP, and **HTTP/HTTPS**.

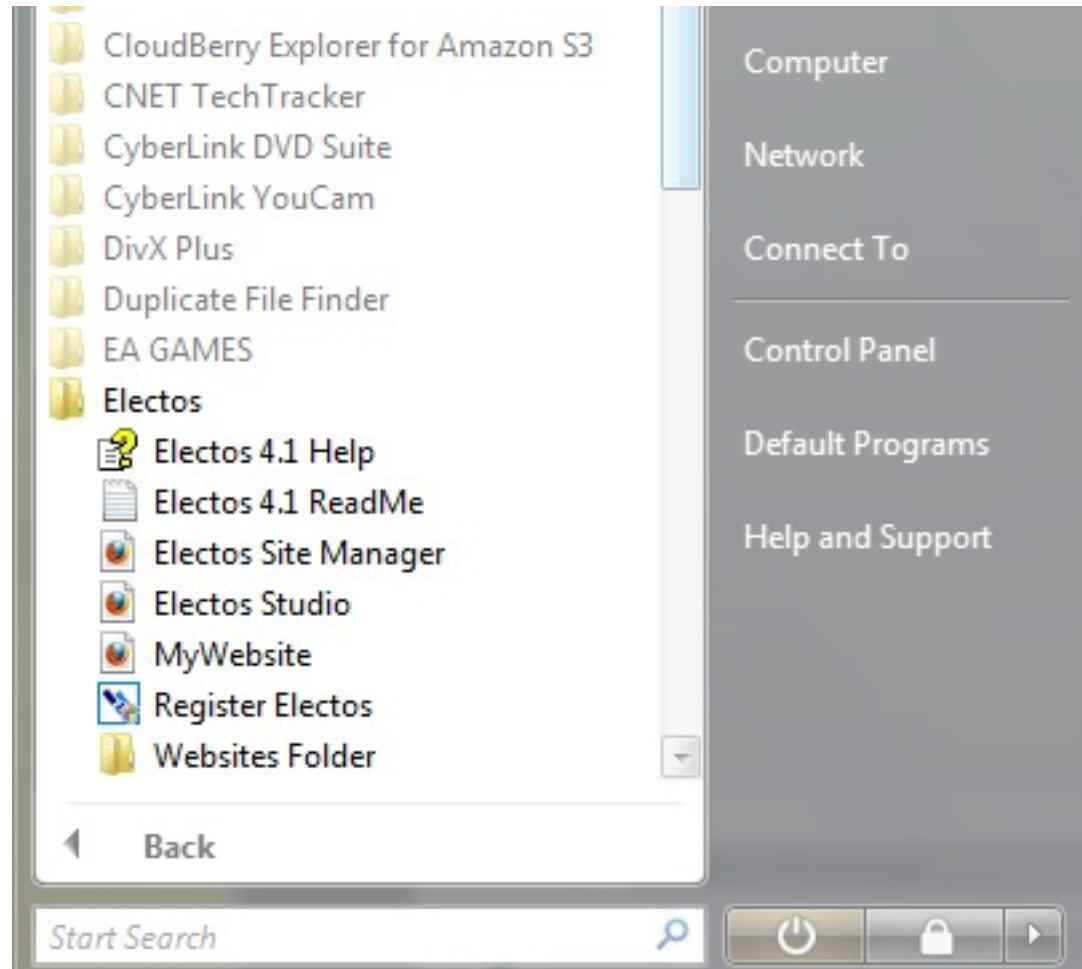
- Powerful Web Application Server that works in conjunction with Microsoft IIS to deliver Electos web pages to the Internet
- Installed when Electos Personal is installed, or optionally with the Visual DataFlex software suite for building Windows and Web database applications

- Separate program installed in All Programs menu

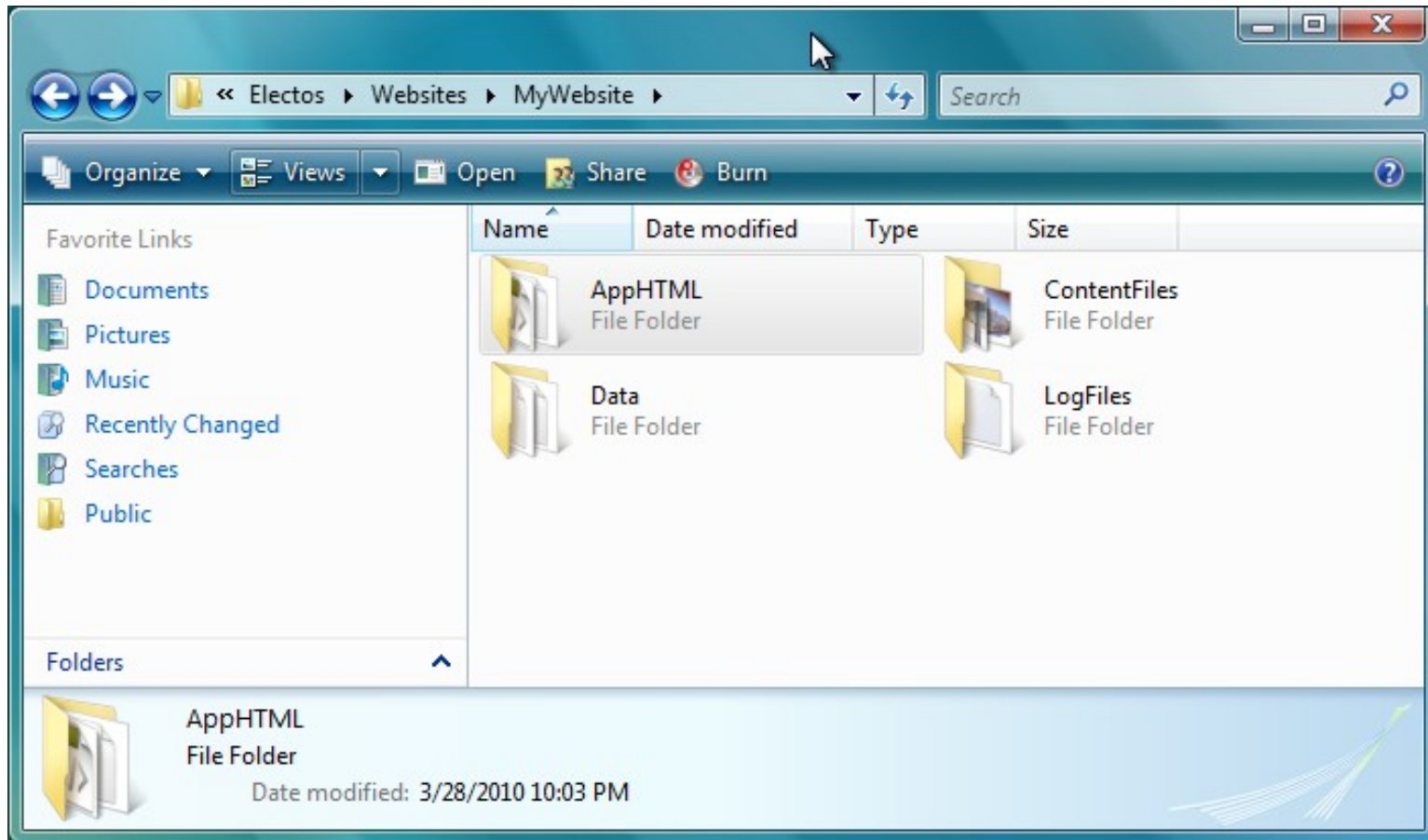


- Microsoft's server-side script engine for dynamically-generated web pages
- Is the common bond between Microsoft IIS and the VDF WAS

- The Electos program folder after installation



- The MyWebsite folder after installation



- MyWebsite “live” on the Web



- [Electos.com](#)
 - White Papers
 - [Using Friendly URLs in Electos](#)
 - [Using Tables and Flash in Electos](#)
 - [FAQ](#)
- [DAEGraphics.com](#)
- [Data Access Worldwide's Electos Forum](#)
- [Data Access Worldwide's Knowledge Base](#)

- Data Access Worldwide's **Knowledge Base**
 - www.DataAccess.com/KBase
 - Search "Vista":
 - 2273-HOWTO: Enable ASP on Windows Vista and Windows 7
 - Search "ASP":
 - 2417-HOWTO: Enable ASP on Windows Server 2008 / IIS 7
 - 2445-HOWTO: Enable ASP Script Error Messages
 - 2413-HOWTO: Enabling 32 bit web applications on 64 bit operating systems

Exploring the Electos Studio



The screenshot displays the Electos Studio interface in a Mozilla Firefox browser window. The address bar shows the URL: `http://localhost/Electos/Default.asp?WindowType=sitemanagement&ParentID=1&Directo`. The page title is "Website: MyWebsite, Server: RANDA...". The interface includes a navigation menu on the left, a main content area with a table of website items, and an options panel on the right.

Website Management Table:

Name	Position	Status	Modified By	Modified On
Home	1	Enabled	admin	02/05/2004
About Electos	2	Enabled	admin	04/29/2009
News	3	Enabled	admin	04/29/2009
Company	4	Enabled	admin	02/13/2004
Products	5	Enabled	admin	02/04/2004
Download Links	6	Enabled	admin	12/07/2003
Webshop catalog	7	Enabled	admin	10/20/2006
About this Web Site	8	Enabled	admin	02/13/2004

Options Panel:

- Edit...
- Show
- Preview...
- Rename...
- Change description...
- Activate...
- Change ASP template...
- Set label...
- Move to...
- Copy to...
- Share...
- Exclude from website menu
- Authorize...
- Change position...
- Parameters
- Delete...

Position: [Dropdown menu]

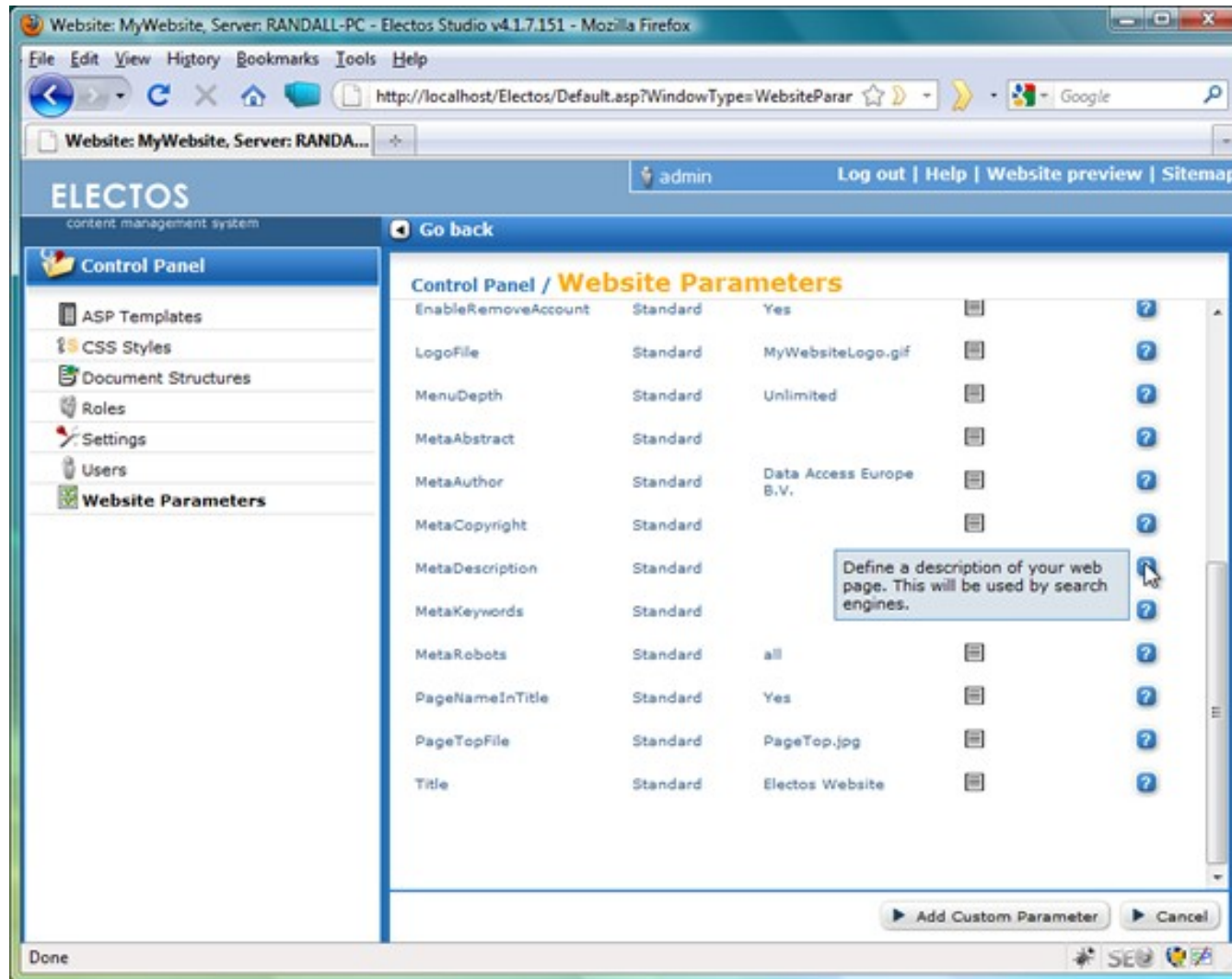
Information: Links to this object in: Website/About this Web Site, Website/About Electos, Electos/Electos

- Use the Electos Studio to Publish Web Pages and Create a Website Structure
 - Create a new Category / Menu Item
 - Create a new web page
 - Create a “Multi-Item” page
 - Create an Image Gallery
- *Let's take a look...*

- The **Electos Quick Start Guide**
 - Using the Page Activation
 - Exclude from Menu and other publishing features
 - Linking considerations
 - Adding images
 - Formatting text
 - The Webshop, and more!

- Add new site with Electos Site Manager
 - Copy MyWebsite to retain functionality
 - Change Designs via CSS
 - Edit .ASP Template with Dreamweaver

The Electos Control Panel



- Website Parameters enable HTML Page Titles and Meta Data information to be customized on the site, folder and individual page levels
- *Read the [Using Friendly URLs in Electos](#) White Paper*
- The Friendly URL settings are set in the Control Panel | Settings tab
- *Let's take a look...*

- Download & install Electos:
 - <http://www.Electos.com>
- Work through the [Electos Quick Start Guide](#)
- Visit:
 - The Electos Support [Forum](#)
 - The Data Access Worldwide [Knowledge Base](#)
- Q & A

Thank You!