


Electos Architecture & Application Integration

Electos architecture, template programming and application integration using AJAX.



Overview

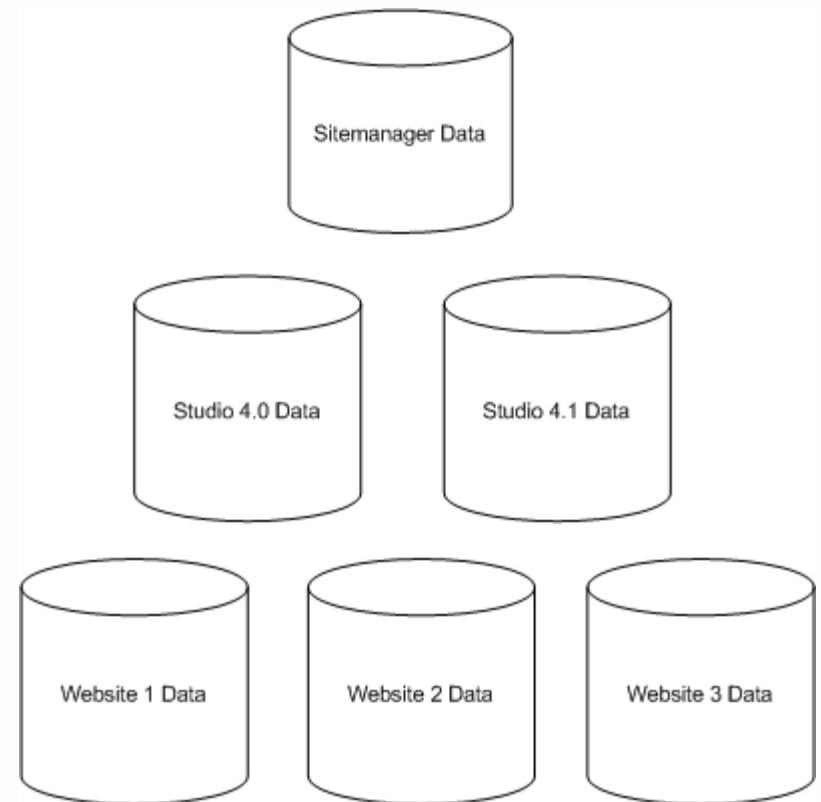
- Electos Architecture
 - *Few things we need to know about Electos*
- ASP Templates
 - *Few basics on programming ASP templates*
- Application Integration
 - *How can we integrate parts of our own application into Electos*

Which tasks can Electos perform within your application?

ELECTOS ARCHITECTURE

Electos Data

- Site Manager Database
- Studio Database
- WebSite Database



Electos Processes

- Sitemanager
- Studio
 - for each version
- WebSite
 - for each website



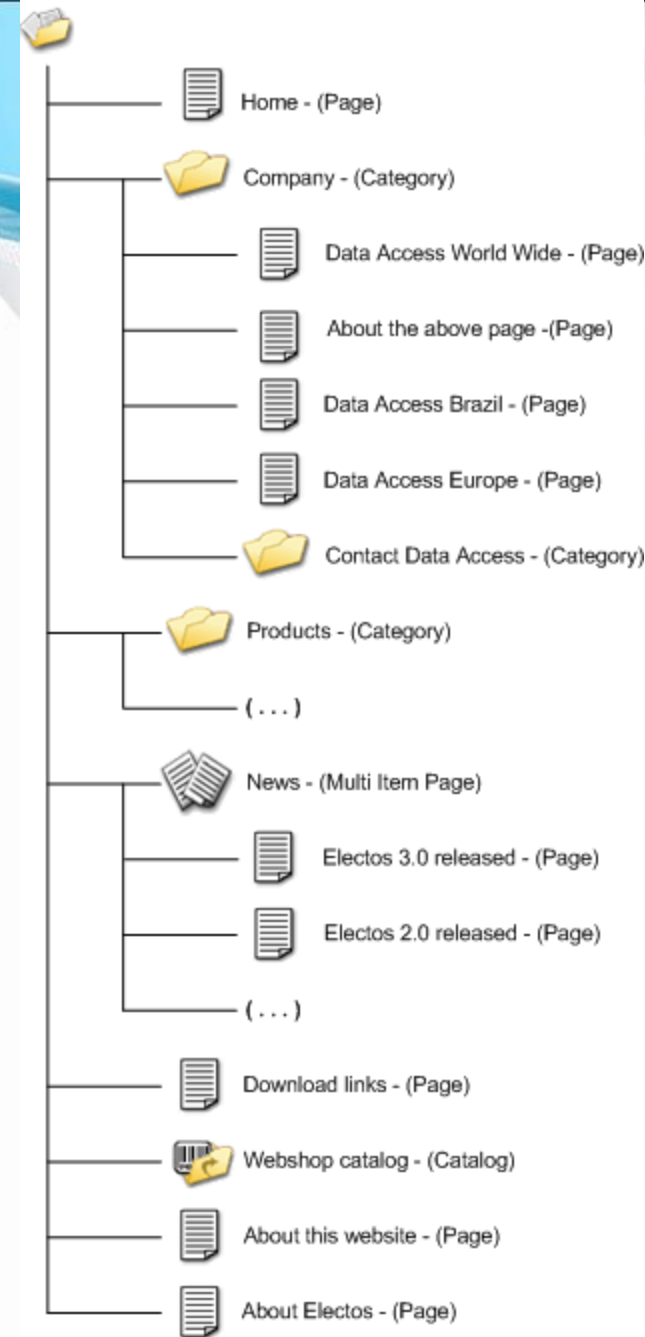
- + Electos.SiteManager
- + Electos.v4-2
- + Electos.Websites.cb_blg
- + Electos.Websites.Energieraad42
- + Electos.Websites.MyWebsite

IIS Configuration

- Virtual Directories
 - SiteManager
 - Studio
 - Electos
 - Website1Studio
 - Website2Studio
 - Website
 - MyWebsite
 - Website1Website
 - Website1Website

Website Structure

- Identified by page id
 - Categories
 - Name
 - Pages
 - Document structure items
 - Name
 - Catalogs
 - Webshop items
 - Links



Document Structures

- Define the page items
 - Single line text
 - Multi line text
 - File
 - Image Gallery
- Identified by name

Add a page to ' Website '

Page

Create new page
 Share an existing page

Page details




Page name :

Document structure :

Simple Page
 Image Gallery
 Copy of Simple Page

Description :

Position :

Name	Title	Type	Width	Edit	Delete
Title	Title	Single line text	50		
Text	Text	Multi line text	564		
Gallery	Gallery	Image Gallery	4		

Programming ASP templates

ASP TEMPLATES

ASP Templates

- ASP Script
 - Attached to page(s)
 - Written for specific document structure
 - Work using pageid
 - Extract content using the API of the oPublisher Web Object

ASP Templates – Print Page Items

- iPageID is the most important variable

```
<h1><%= oPublisher.call ("Get_PrintPageItem", iPageID, "Title") %></h1>
```

```
<%= oPublisher.call ("Get_PrintPageItem", iPageID, "Text") %>
```

ASP Templates – Single level menu

- Single level using PrintMenu function

```
<% oPublisher.call "Get_PrintMenu", iPageID, 1, "ALL",
"<a href=""{URL}"">{NAME}</a>",
"<b><a href=""{URL}"">{NAME}</a></b>",
"&nbsp;|&nbsp;" %>
```

ASP Templates – Multi level menu

- ASP Classes
 - ElectosMenu.inc
 - Should be customized for each different type of menu
 - Methods are called by the engine
 - MenuPrintHeader
 - MenuPrintItem
 - MenuPrintFooter
 - Includes/ElectosMenuEngine.inc
 - The engine, should not be modified
 - Updated with newer versions of Electos
 - Contains cache logic using the AddToMenu method

ASP Templates – Image Gallery

- Custom API
 - GalleryCount – amount of items
 - GalleryImageURL – url to the image
 - GalleryAltText – description of the image
 - GalleryThumbURL – url to an thumbnail of the image

How will your application components work within your website?

INTEGRATION ARCHITECTURE

Goals

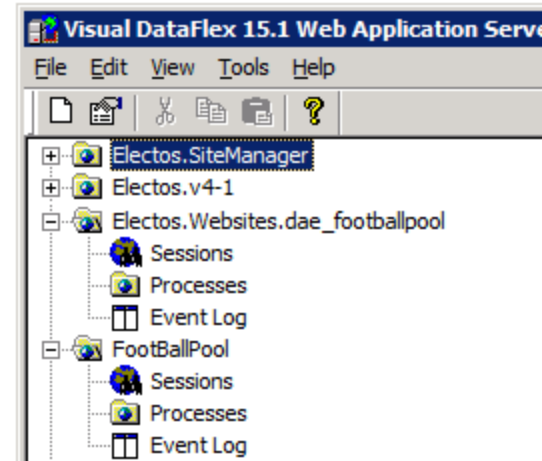
- Integrate custom web application parts into Electos
 - Mail forms
 - Data entry forms
 - Display data
- Use modern techniques
 - AJAX
 - Web Services
- Clear separation between content and application
 - No ASP / JavaScript code in the content

Advantages

- Tasks of Electos
 - Content
 - Site structure
 - Authorization
- Your webapp
 - Store custom data
 - Do everything you can with Visual DataFlex Web Application's

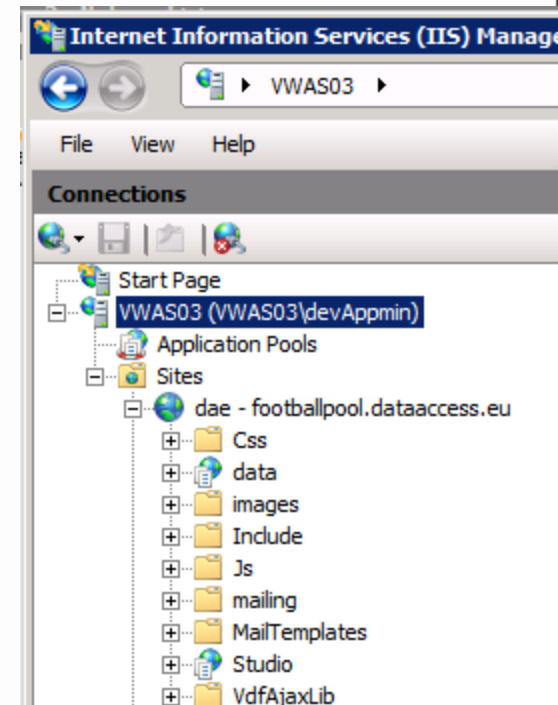
Architecture

- Application running next to Electos
 - Accessed using web services
- Use the AJAX Library to call the web services from the client



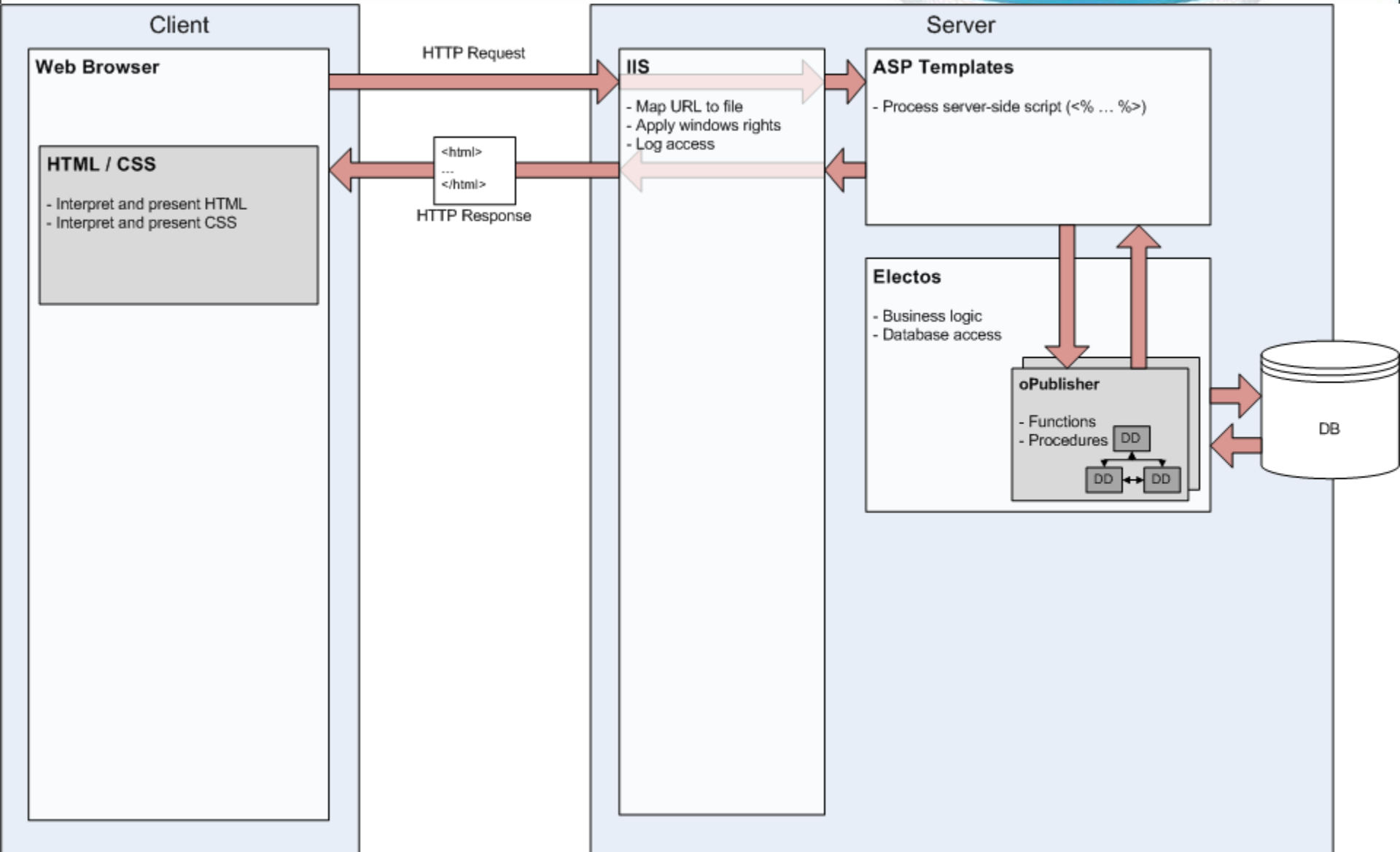
IIS Configuration

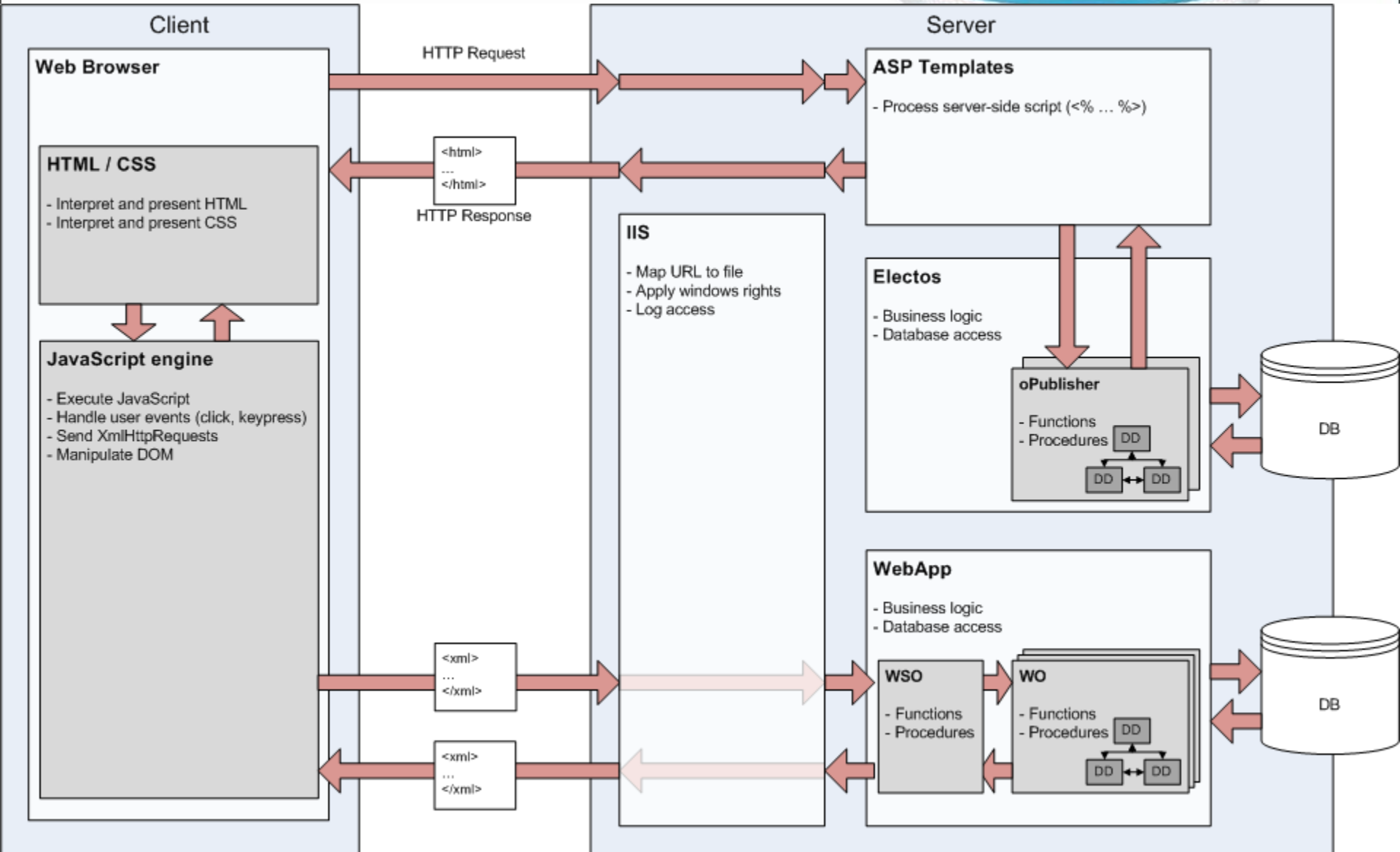
- Virtual directory inside virtual directory
- Website
 - <http://www.mywebsite.com/>
 - <http://localhost/mywebsite/>
- Application
 - <http://www.mywebsite.com/data/>
 - <http://localhost/mywebsite/data/>

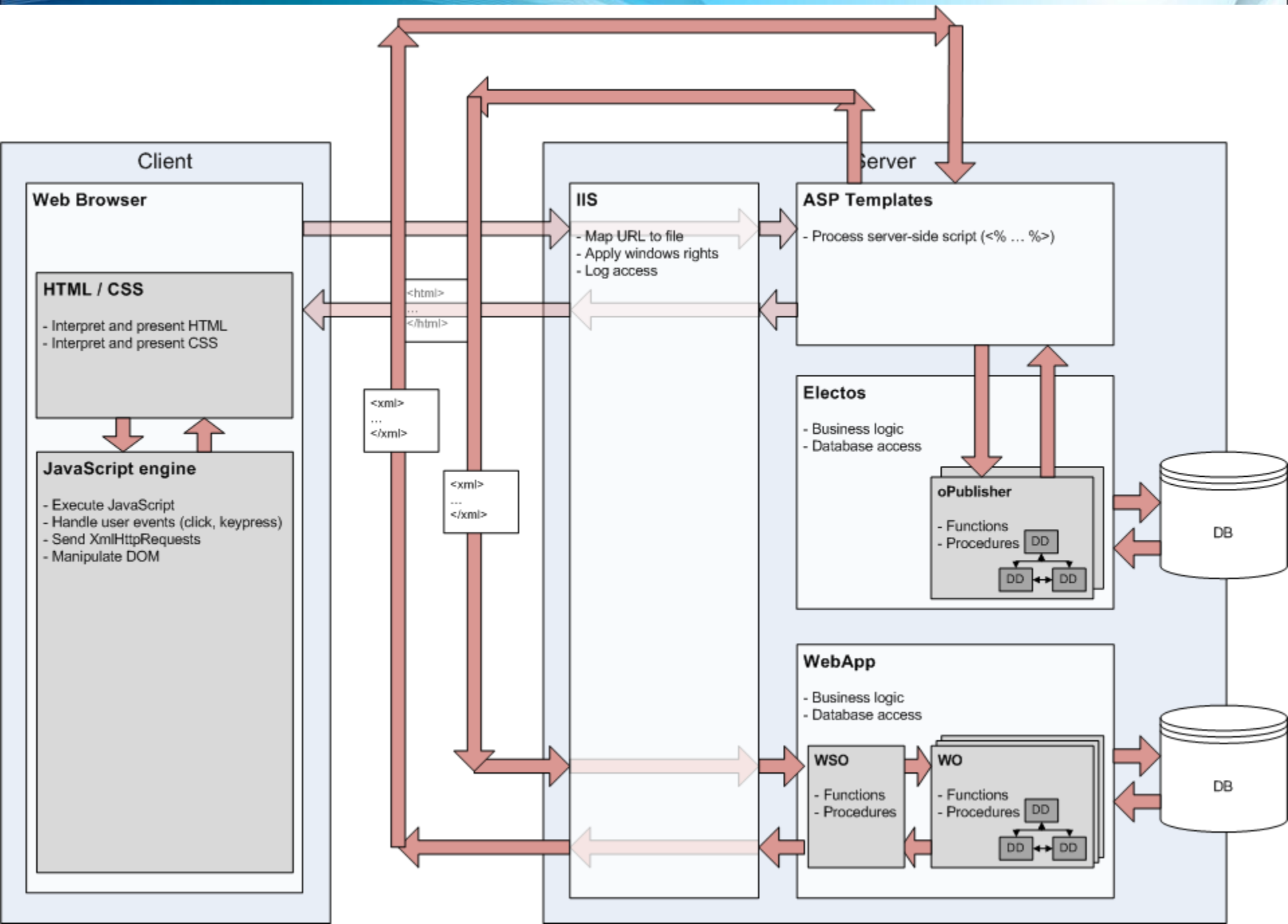


Visual DataFlex AJAX Library

- Used for the communication from the client to the application
- Easiest way is to place the JavaScript and CSS files of the AJAX Library in the AppHTML folder of the website
 - Can also be placed in the application's AppHTML, but then the VdfAjaxLib/2-1/Includes.inc.asp can not be used







How to control from Electos

- Special ASP template that includes the extra JavaScript
- Document structure item determines which file to include
- Extra options can be given using parameters

Include code

- Read document structure item “JSScriptFile”
- Generate HTML that includes the script file

```

<%
  Dim sJSValue
  sJSValue = oPublisher.call ("Get_PrintPageItem", iPageId, "JSScriptFile" )
  If (sJSValue <> "") Then
%>
<script type="text/javascript" src="<%=sJSValue%>"></script>
<%
  End If
%>

```

Session management

- Copy Electos Session key to AJAX
- Create session record on first AJAX call

<%

```
' Sync AJAX session key with Electos session key
Response.Cookies("vdfSessionKey") = sSessionKey
```

%>

EXAMPLES

Next presentation

- **Application Integration** (Wed, Jun 2, 2010 3:00 PM - 4:00 PM GMT)
 - Vincent Oorsprong
 - Real world example
 - Application integration
 - Combined authentication

QUESTIONS?

THANKS!